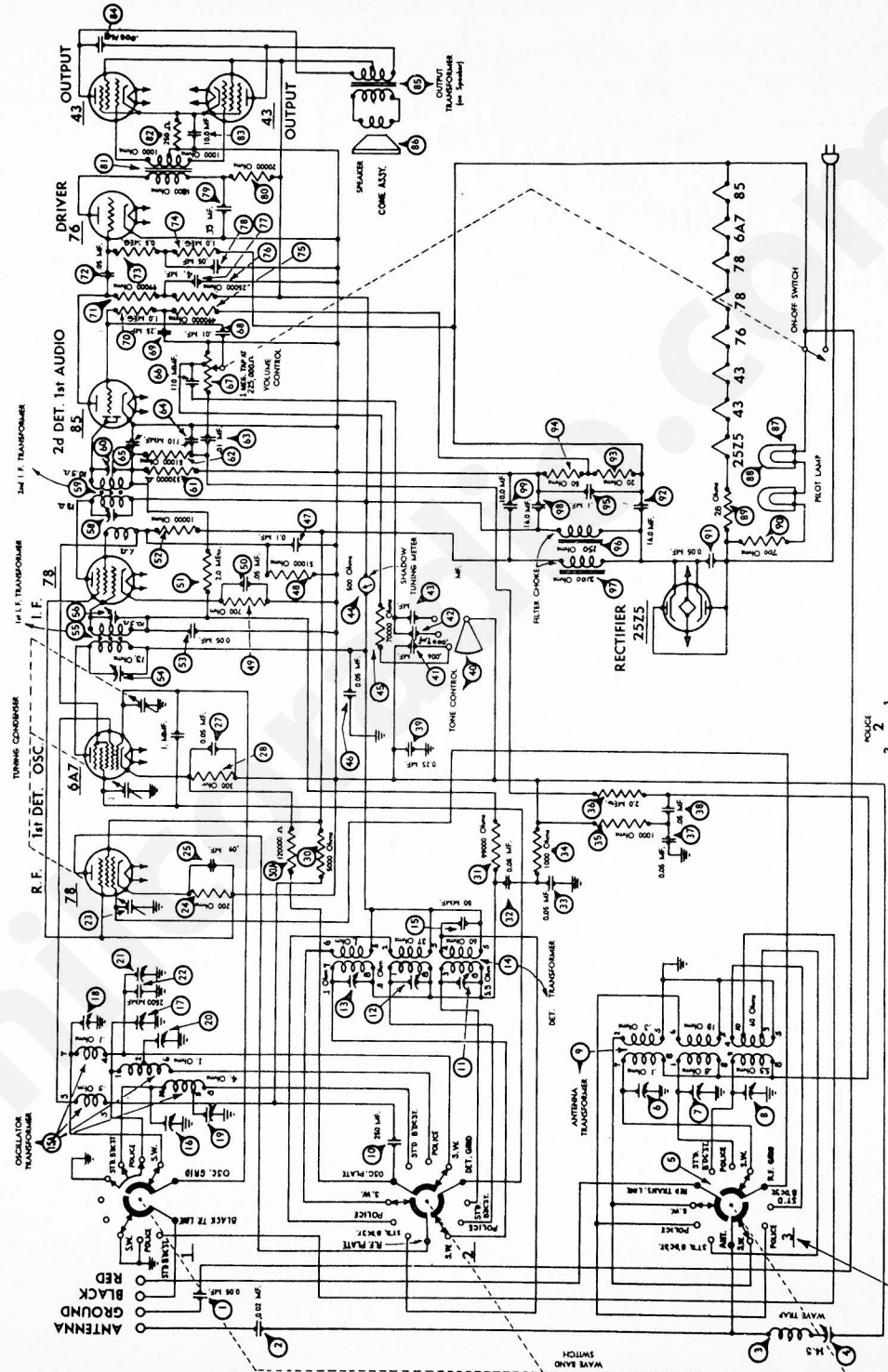
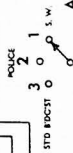


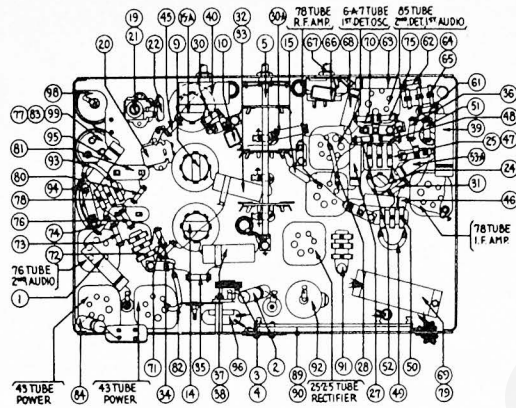
MODEL 651 (A.C.—D.C.)



NUMBERS INDICATE RELATIVE POSITIONS OF SWITCH-SECTIONS FROM FRONT OF CHASSIS.

ALL SWITCH-SECTIONS SHOWN IN POSITION NO. 1





Model 651

Schematic Number	Part and Description	Part No.
1	Condenser (.05 mf. Tubular)	30-4020
2	Condenser (.002 mf.) Tubular	30-4177
3	Wave Trap	38-6972
4	Compensating Cond.	Part of 1
5	Wave Band Switch	42-1151
6	Compensating Condenser (Ant. S. Wave)	31-6058
7	Compensating Condenser (Ant. Pol.)	
8	Compensating Condenser (Ant. Std.)	32-1867
9	Aerial Transformer	30-1032
10	Condenser (.0025 mf. Mica)	31-6063
11	Compensating Condenser (Det. Std.)	
12	Compensating Condenser (Det. Pol.)	32-1868
13	Compensating Condenser (Det. S. Wave)	30-1029
14	Det. Transformer	32-1976
15	Condenser (mica .00005 mf.)	31-6058
16	Oscillator Transformer	
17	Compensating Condenser (Osc. Std.)	31-6027
18	Compensating Condenser (Osc. Pol.)	31-6073
19	Compensating Condenser (Series Std.) (Screw)	Part of 13
20	Compensating Condenser (Series Pol.)	
21	Compensating Condenser (Series S. Wave) (Nut)	7006
22	Condenser (mica .0025 mf.)	31-1555
23	Tuning Condenser Assy.	33-3320
24	Resistor (200 ohms wire wound)	4989-DU
25	Condenser (.09 mf. twin bakelite)	30-4020
26	Condenser (1 MMF., wires twisted)	
27	Condenser (.05 mf., tubular)	33-3010
28	Resistor (300 ohm. wire wound)	8267
29	Resistor (13,000 ohms)	33-250123
30	Resistor (5,000 ohms)	33-412334
31	Resistor (120,000 ohms)	33-399344
32	Resistor (99,000 ohms)	30-4394
33	Condenser (.05 mf. twin tubular)	Part of 13
34	Condenser (.05 mf.)	
35	Resistor (1000 ohms)	30-4394
36	Resistor (1000 ohms)	Part of 13
37	Resistor (2 meg.)	
38	Condenser (.05 mf. twin tubular)	30-4146
39	Condenser (.05 mf.)	30-4382
40	Condenser (.25 mf. tubular)	Part of 13
41	Tone Control	
42	Condenser (.015 mf.)	31-6043
43	Condenser (.007 mf.)	
44	Condenser (.0012 mf.)	
45	Shadow Meter	45-2083
46	Resistor (70,000 ohms, 3/4 watt)	33-370133
47	Condenser (.05 mf. tubular)	30-4020
48	Condenser (.09 mf.)	Part of 13
49	Resistor (51,000 ohms)	
50	Resistor (700 ohms, wire wound)	33-3124
51	Condenser (.05 mf. bakelite)	3615-OSU
52	Resistor (2 meg.)	33-520143
53	Resistor (10,000 ohms)	33-310133
54	Condenser (.05 mf. tubular)	30-4020
55	Compensating Condenser (1st I.F. Pri.)	Part of 13
56	1st I.F. Transformer	
57	Compensating Condenser (1st I.F. Sec.)	32-1835
58	Compensating Condenser (2nd I.F. Pri.)	Part of 13
59	2nd I.F. Transformer	
60	Compensating Condenser (2nd I.F. Sec.)	32-1978
61	Resistor (330,000 ohms)	Part of 13
62	Resistor (51,000 ohms)	
63	Condenser (.01 mf. tubular)	30-4169
64	Condenser (.0001 mf. twin bakelite)	8045-ODU

Schematic Number	Part and Description	Part No.
65	Condenser (.0001 mf.)	Part of 13
66	Condenser (mica .00011 mf.)	30-1031
67	Volume Control	33-5116
68	Condenser (.01 mf. tubular)	30-4169
69	Condenser (4—75 mf. metal can)	30-4405
70	Resistor (1 meg.)	33-510143
71	Resistor (99,000 ohms)	33-399444
72	Condenser (.05 mf. bakelite)	3615-SU
73	Resistor (490,000 ohms)	33-449444
74	Resistor (99,000 ohms)	33-399344
75	Resistor (490,000 ohms)	33-449344
76	Resistor (25,000 ohms)	33-325143
77	Condenser (4—10—10 mf.) (electrolytic)	30-2147
78	Condenser (.05 mf. bakelite)	3615-SU
79	Condenser (.75 mf.)	Part of 13
80	Resistor (20,000 ohms)	33-320133
81	Input Transformer	32-7211
82	Resistor (250 ohms, wire wound)	33-3046
83	Condenser (10 mf.)	Part of 13
84	Condenser (.006 mf. tubular)	30-4024
85	Output Transformer	32-7508
86	Cone & Voice Coil Assy. (651-B)	36-3540*
87	Pilot Lamp, 6.3 volt (Dial)	33-2068
88	Pilot Lamp, 6.3 volt (Shadow Meter)	34-2068
89	Resistor (700 ohms, wire wound)	33-3231
90	Resistor (28 ohms)	Part of 13
91	Condenser (.05 mf. bakelite)	3615-SU
92	Condenser electrolytic (16 mf.)	30-2124
93	Resistor (20 ohms, wire wound)	33-3043
94	Resistor (50 ohms, wire wound)	33-3044
95	Condenser (.09 mf. tubular)	30-4170
96	Choke (Filter)	32-7527
97	Choke (Filter)	32-7528
98	Electrolytic Condenser (16 mf.) yellow terminal	30-2124
99	R.F. Shield Assy.	Part of 13
100	I.F. Shield Assy.	38-6808
101	Tube Shield	28-2726
102	Tube Shield Base	28-2725
103	5 Prong Socket	27-6035
104	6 Prong Socket	27-6036
105	7 Prong Socket	27-6037
106	Speaker Plug Socket	27-6043
107	Screen Bracket Assy.	31-1749
108	Screen	27-5159
109	Mask	27-5160
110	Mask Arm	29-3274
111	Shaft Coupling	29-3339
112	Dial Scale	27-5170
113	Hub Assembly	31-1724
114	Knob (Tuning)	27-4206
115	Knob (Vernier)	27-4207
116	Knob (Volume)	27-4208
117	Knob (Tone Control)	27-4291
118	Knob (Wave Switch)	27-4225
119	Bezel	28-3164
120	Bezel Glass	27-8113
121	Bezel Mounting Screws	W-1494
122	Speaker Cable	36-3009
123	Chassis Mounting Bolt	W-1496-A
124	Chassis Mounting Washer (Rubber)	27-4201
125	Chassis Mounting Washer (Cushion)	27-4202
126	Elec. Condenser Clamp	6440
127	*Cone Assy. for Cabinet Models	36-3557